

ALICE IN THE CROSSCURRENTS

ALICE 2024



WORKING HARD, NOT GETTING BY

Asset Limited, Income Constrained, Employed

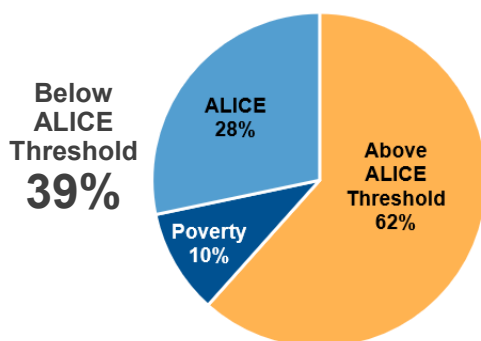
Households that earn above the Federal Poverty Level but cannot afford the basic cost of living.

We lean on ALICE for support: yet many ALICE households are one emergency away from a financial crisis, impacting their ability to feed their families, heat their homes, maintaining their housing, and ensure the medical care.

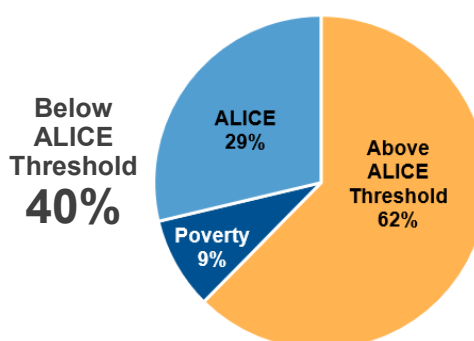
Key Findings

- Financial hardship of Connecticut households continues to grow.
- The problem: a mismatch between wages and the costs of basics.
- Racial and gender disparities persist.
- The rising costs of household essentials is putting financial stability further out of reach.

Connecticut



Southeastern CT*



2022 Point-In-Time Data | New London County

Population: 280,403 Number of Households: 115,607

Median Household Income: \$80,330 (CT: \$88,429)

Labor Force Participation Rate: 63% (CT: 66%)

Note: 2024 ALICE Report is based on 2022 data

** Data region is now defined as SCCOG regional planning area (added Windham, removed Lyme, Old Lyme, Voluntown)*

***Not all numbers add up to 100% due to rounding to whole numbers*

Southeastern Connecticut

Who is ALICE?

Household	Federal Poverty Level	ALICE Threshold (2022)		Projected (2024)
Single Adult	\$8/hr \$15,000	\$16.30/hr \$32,604	<div>+13%</div> <div>ALICE Essentials Index</div> <div>(2022-2024)</div>	\$18/hr \$36,843
Single Parent + 1 Childcare	\$10/hr \$21,000	\$29/hr \$58,008		\$33/hr \$65,549
2 Adults + 2 Childcare	\$16/hr \$31,000	\$47.96/hr \$95,916		\$54/hr \$108,385

 **40%**
ALICE Threshold
Southeastern CT

Household Survival Budget 2022

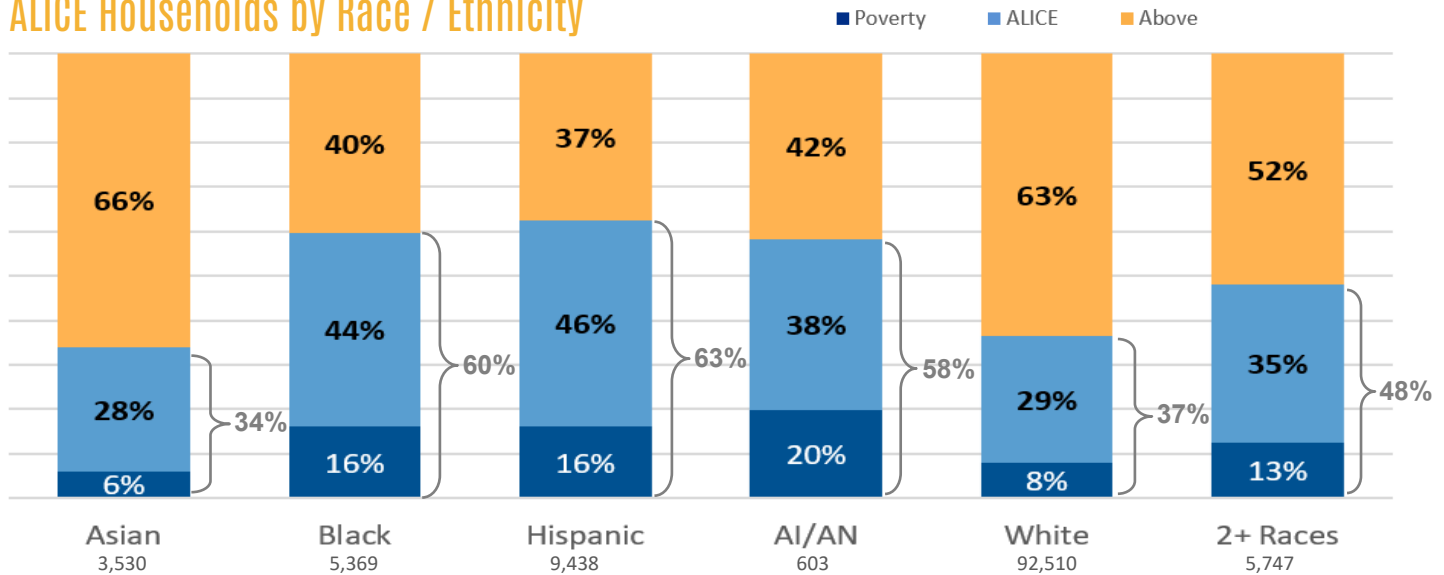
Monthly Costs	Single Adult	Single Parent, 1 Childcare	2 Adults, 2 Childcare
Housing	\$713	\$778	\$1,008
Utilities	\$163	\$258	\$310
Childcare	\$0	\$833	\$1,771
Food	\$516	\$784	\$1,404
Transportation	\$424	\$558	\$1,074
Health Care	\$195	\$430	\$693
Technology	\$86	\$86	\$116
Miscellaneous	\$210	\$373	\$638
Taxes Payments	\$410	\$951	\$1,412
Tax Credits	\$0	(\$217)	(\$433)
Monthly Total	\$2,717	\$4,834	\$7,993
ANNUAL TOTAL	\$32,604	\$58,008	\$95,916
Hourly Wage*	\$16.30	\$29.00	\$47.96

Financial Hardship by Household Type and Age

Group	ALICE
Single or Cohabiting (no children)	38%
Married (w/ children)	12%
Single-Female-Headed (w/ children)	78%
Single-Male-Headed (w/ children)	55%

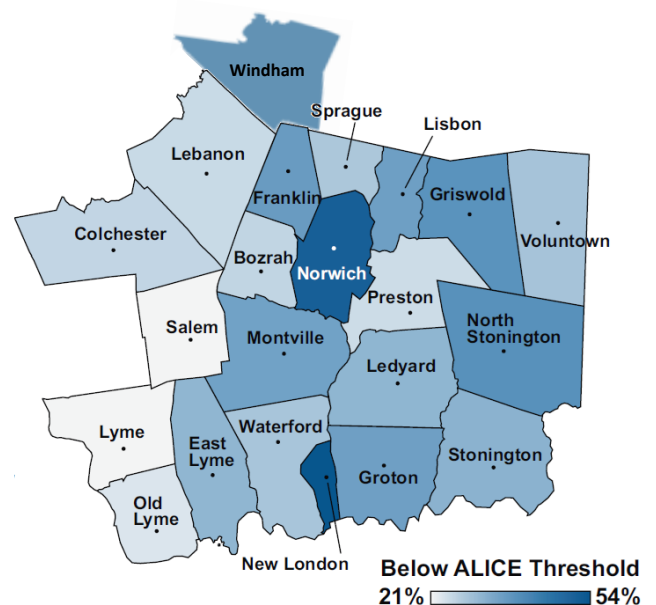
Age	ALICE
Under 25	80%
25 to 44 Years Old	34%
45 to 64 Years Old	34%
65 Years Old and Over	45%

ALICE Households by Race / Ethnicity

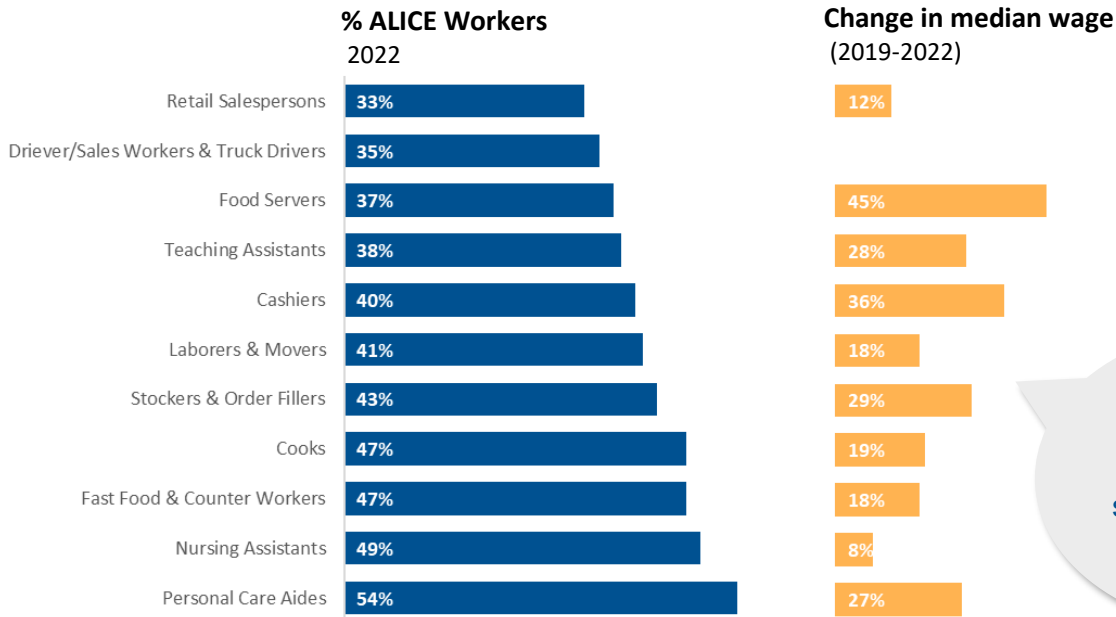


ALICE is Your Neighbor

Towns	ALICE Threshold	Towns	ALICE Threshold
Bozrah	26%	New London	54%
Colchester	26%	No. Stonington	39%
East Lyme	31%	Norwich	51%
Franklin	36%	Old Lyme	23%
Griswold	38%	Preston	24%
Groton	35%	Salem	21%
Lebanon	25%	Sprague	28%
Ledyard	31%	Stonington	32%
Lyme	21%	Voluntown	28%
Lisbon	36%	Waterford	28%
Montville	35%	Windham	58%



ALICE Workers in Common Careers



50% of the top
20 jobs in CT are
still paid **less than**
\$20/hour

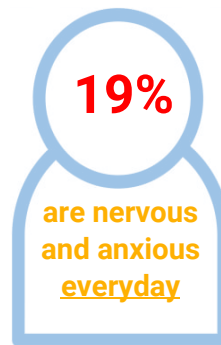
Facing Impossible Choices Everyday



Only 29% for
households above
ALICE threshold



Only 33% of
households above
ALICE threshold have
no savings



Only 10% of
households above
ALICE threshold



say it's difficult to
afford basics

Join Us in Supporting ALICE Households

United Way of Southeastern Connecticut
is deeply committed to supporting the
diverse needs of ALICE households
struggling to meet basic needs. **Join us in
supporting all our community together.**



uwsect.org